

FMIvT Broad Market High Quality Bond Fund

For the Periods Ending March 31, 2020

Portfolio Description

- **Strategy** Expanded High Quality Fixed Income
- **Manager** Atlanta Capital Management Company
- **Vehicle** Separately Managed Account
- **Benchmark** Barclays Aggregate A+
- **Performance Inception Date** January 1998
- **Fees** Manager Fees - 15 bps; Admin Fees - 14.5 bps
- **Total Expenses** Approximately 33 bps

Portfolio Information

- **Minimum initial investment** \$50,000
- **Minimum subsequent investments** \$5,000
- **Minimum redemption** \$5,000
- The Portfolio is open once a month, on the first business day following the Portfolio Valuation date, to accept Member contributions or redemptions.
- The Portfolio is valued on the last business day of the month.
- The Administrator must have advance written notification of Member contributions or redemptions.

Portfolio Objectives and Constraints

- Invests in Government and high quality securities while maintaining an average maturity of approximately eight and one-half years.
- Outperform the BloomBar US Aggregate A+ over a complete market cycle (usually 3 to 5 years).
- Rank above median in a relevant peer group universe.
- The Portfolio is subject to interest rate, credit and liquidity risk, which may cause a loss of principal. Neither the Fund nor its yield is guaranteed by the US Government.

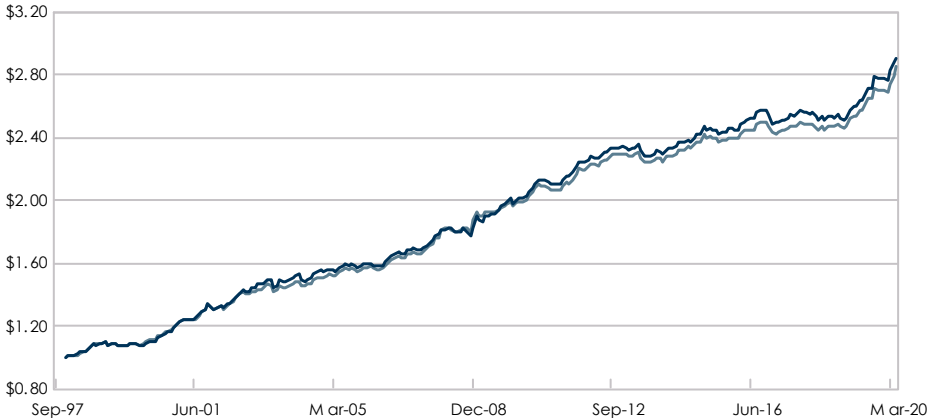
Dollar Growth Summary (\$000s)

	FYTD	1 Year
Beginning Market Value	131,174	138,571
Net Additions	5,957	-7,759
Return on Investment	7,762	14,080
Income	1,792	3,659
Gain/Loss	5,970	10,421
Ending Market Value	144,892	144,892

FMIvT Broad Market High Quality Bond Fund

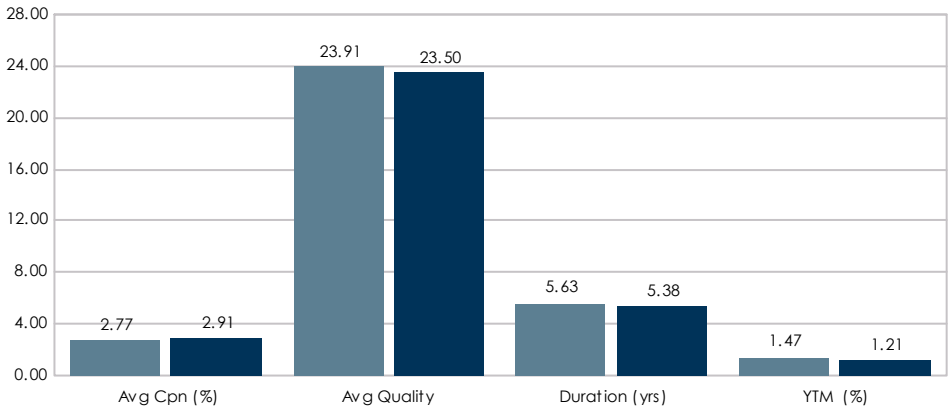
For the Periods Ending March 31, 2020

Growth of a Dollar



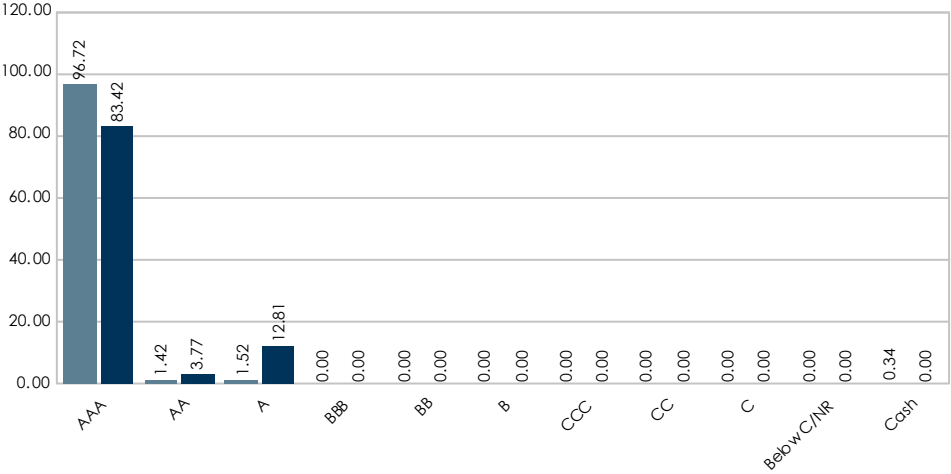
— Broad Market High Quality — BloomBar U S Aggregate A+

Characteristics



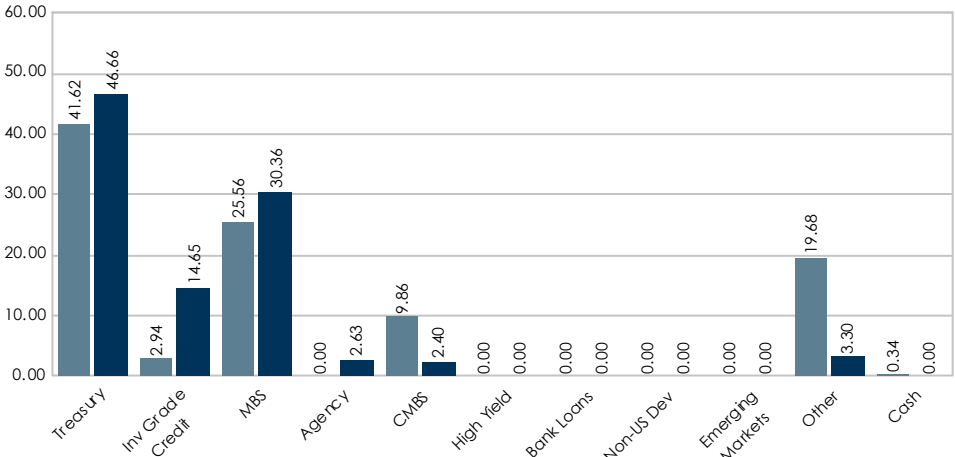
■ Broad Market High Quality ■ BloomBar U S Aggregate A+

Quality Allocation



■ Broad Market High Quality ■ BloomBar U S Aggregate A+

Sector Allocation

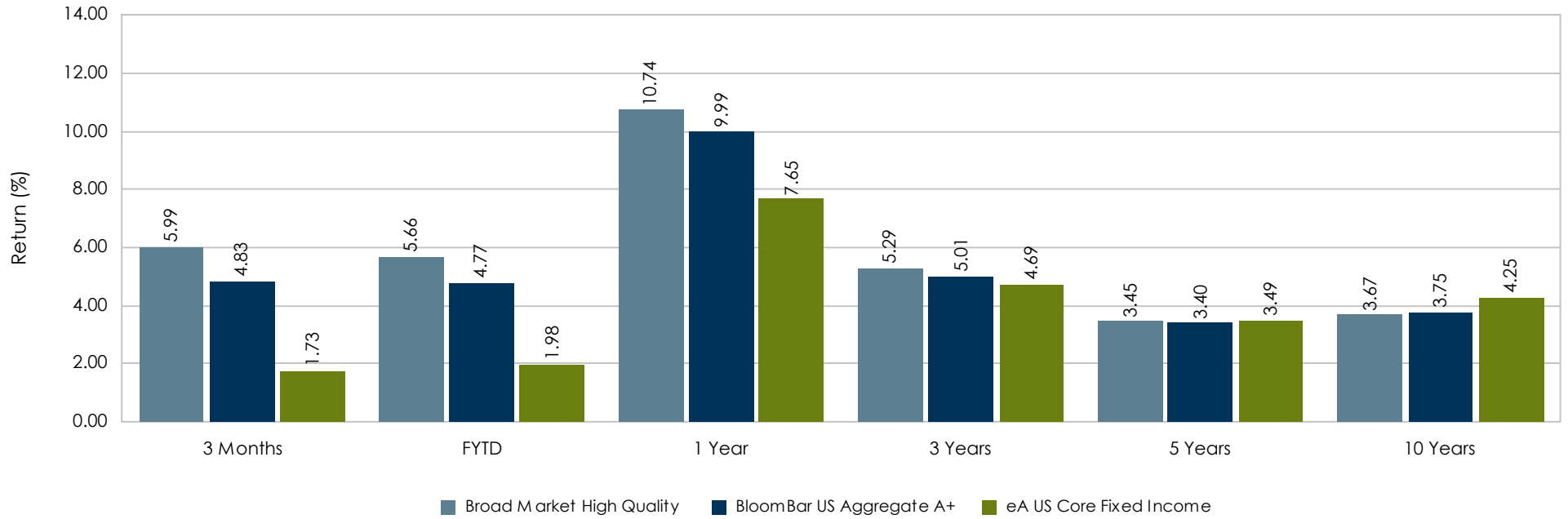


■ Broad Market High Quality ■ BloomBar U S Aggregate A+

The Other sector consists of ABS, CMO, Convertibles, Municipals, Private Placements/144As and TIPS.

FMIvT Broad Market High Quality Bond Fund

For the Periods Ending March 31, 2020

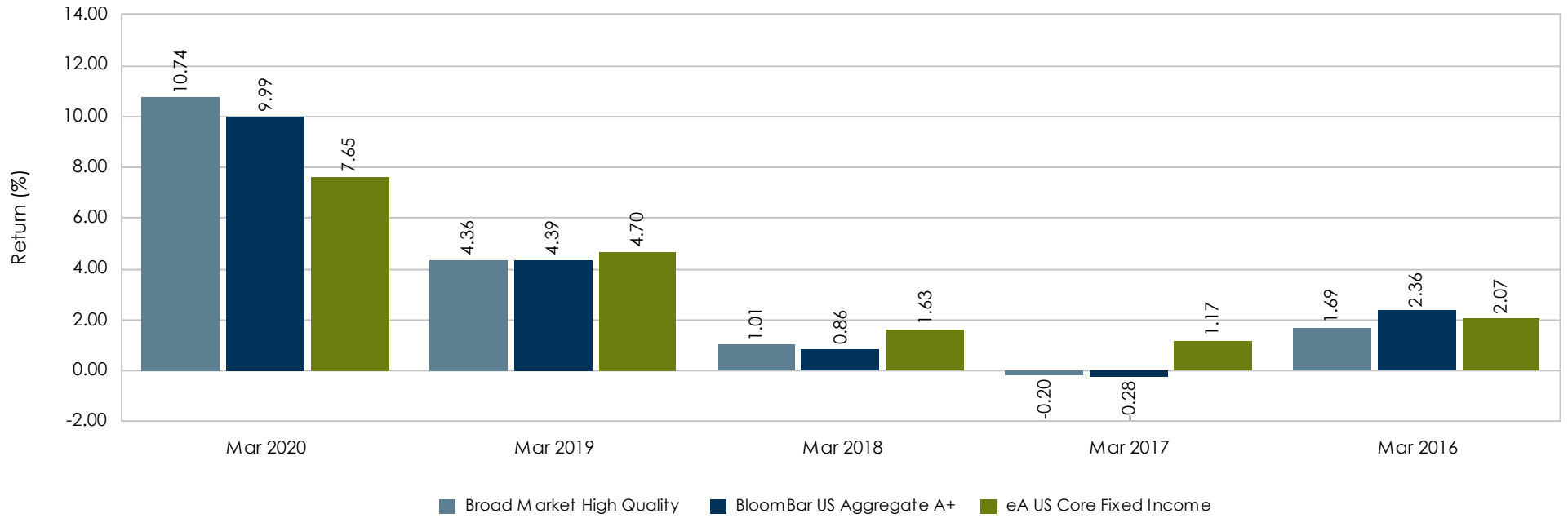


	3 Months	FYTD	1 Year	3 Years	5 Years	10 Years
Ranking	2	2	3	11	54	96
5th Percentile	4.69	4.62	10.51	5.54	4.07	5.08
25th Percentile	2.89	3.13	8.77	5.01	3.70	4.54
50th Percentile	1.73	1.98	7.65	4.69	3.49	4.25
75th Percentile	0.65	0.94	6.64	4.34	3.28	4.05
95th Percentile	-1.92	-1.71	3.86	3.48	2.83	3.70
Observations	229	229	229	227	221	203

The rankings represent the portfolio's returns versus a peer universe. The rankings are on a scale of 1 to 100 with 1 being the best.

FMIvT Broad Market High Quality Bond Fund

For the One Year Periods Ending March



	Mar 2020	Mar 2019	Mar 2018	Mar 2017	Mar 2016
Ranking	3	88	90	98	77
5th Percentile	10.51	5.40	2.69	3.90	3.07
25th Percentile	8.77	4.92	1.97	2.02	2.43
50th Percentile	7.65	4.70	1.63	1.17	2.07
75th Percentile	6.64	4.50	1.33	0.61	1.71
95th Percentile	3.86	4.06	0.85	0.02	0.95
Observations	229	266	276	263	253

The rankings represent the portfolio's returns versus a peer universe. The rankings are on a scale of 1 to 100 with 1 being the best.