

## FMIvT Intermediate High Quality Bond Fund

For the Periods Ending September 30, 2019

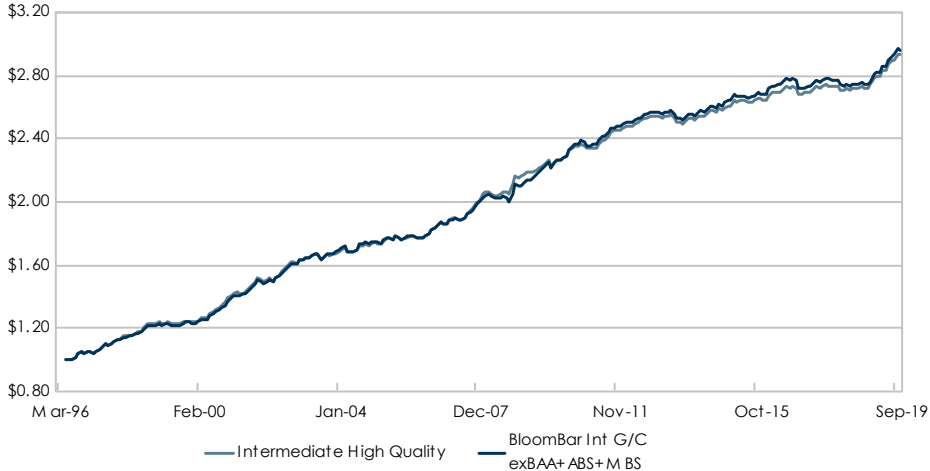
Portfolio Description	Portfolio Information
<ul style="list-style-type: none"> <li>■ <b>Strategy</b> Intermediate Fixed Income Portfolio</li> <li>■ <b>Manager</b> Atlanta Capital Management Company</li> <li>■ <b>Vehicle</b> Separately Managed Account</li> <li>■ <b>Benchmark</b> Barclays Int G/C exBAA + ABS + MBS</li> <li>■ <b>Performance Inception Date</b> July 1996</li> <li>■ <b>Fees</b> Manager Fees - 10 bps; Admin Fees - 10.5 bps</li> <li>■ <b>Total Expenses</b> Approximately 22 bps</li> </ul>	<ul style="list-style-type: none"> <li>■ <b>Minimum initial investment</b> \$50,000</li> <li>■ <b>Minimum subsequent investments</b> \$5,000</li> <li>■ <b>Minimum redemption</b> \$5,000</li> <li>■ The Portfolio is open once a month, on the first business day following the Portfolio Valuation date, to accept Member contributions or redemptions.</li> <li>■ The Portfolio is valued on the last business day of the month.</li> <li>■ The Administrator must have advance written notification of Member contributions or redemptions.</li> </ul>

Portfolio Objectives and Constraints	Dollar Growth Summary (\$000s)		
<ul style="list-style-type: none"> <li>■ Invests in Government and high quality securities while maintaining an average maturity of approximately five years.</li> <li>■ Outperform the BloomBar Int G/C exBAA+ABS+MBS over a complete market cycle (usually 3 to 5 years).</li> <li>■ Rank above median in a relevant peer group universe.</li> <li>■ The Portfolio is subject to interest rate, credit and liquidity risk, which may cause a loss of principal. Neither the Fund nor its yield is guaranteed by the US Government.</li> </ul>		<b>3 Months</b>	<b>FYTD</b>
	<b>Beginning Market Value</b>	<b>155,981</b>	<b>202,840</b>
	Net Additions	-1,798	-58,014
	Return on Investment	1,898	11,254
	<i>Income</i>	1,082	4,391
	<i>Gain/Loss</i>	816	6,863
	<b>Ending Market Value</b>	<b>156,080</b>	<b>156,080</b>

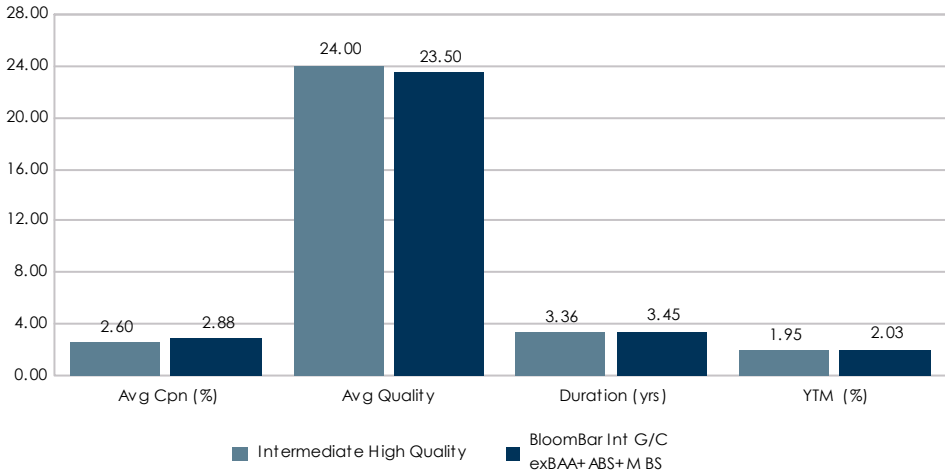
### FMIvT Intermediate High Quality Bond Fund

For the Periods Ending September 30, 2019

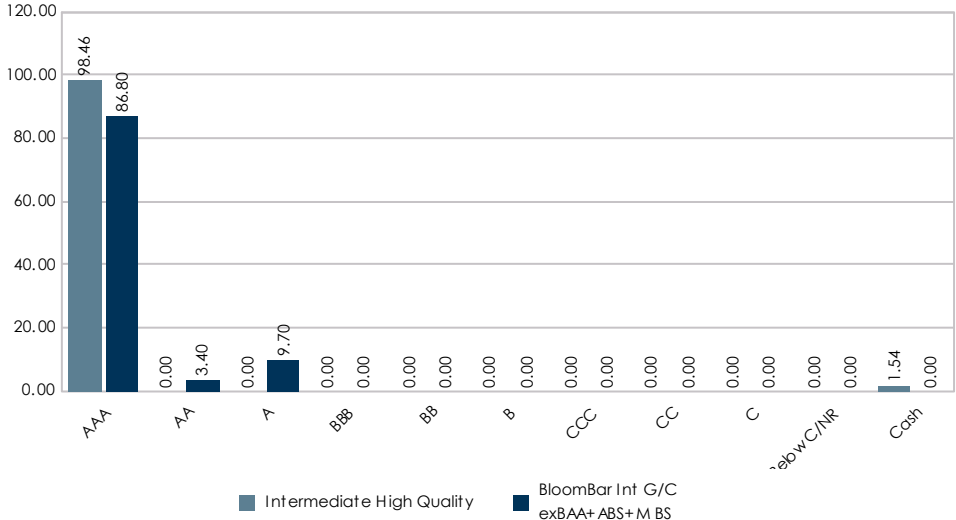
#### Growth of a Dollar



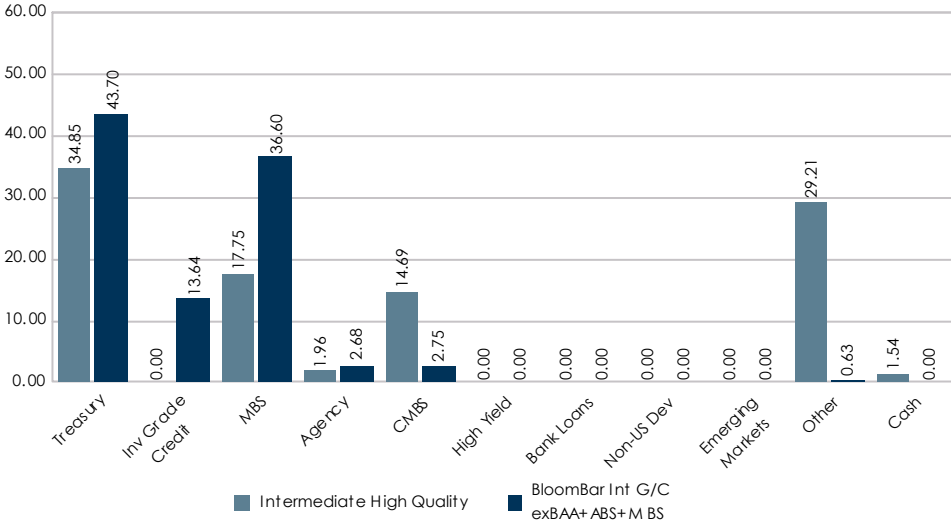
#### Characteristics



#### Quality Allocation



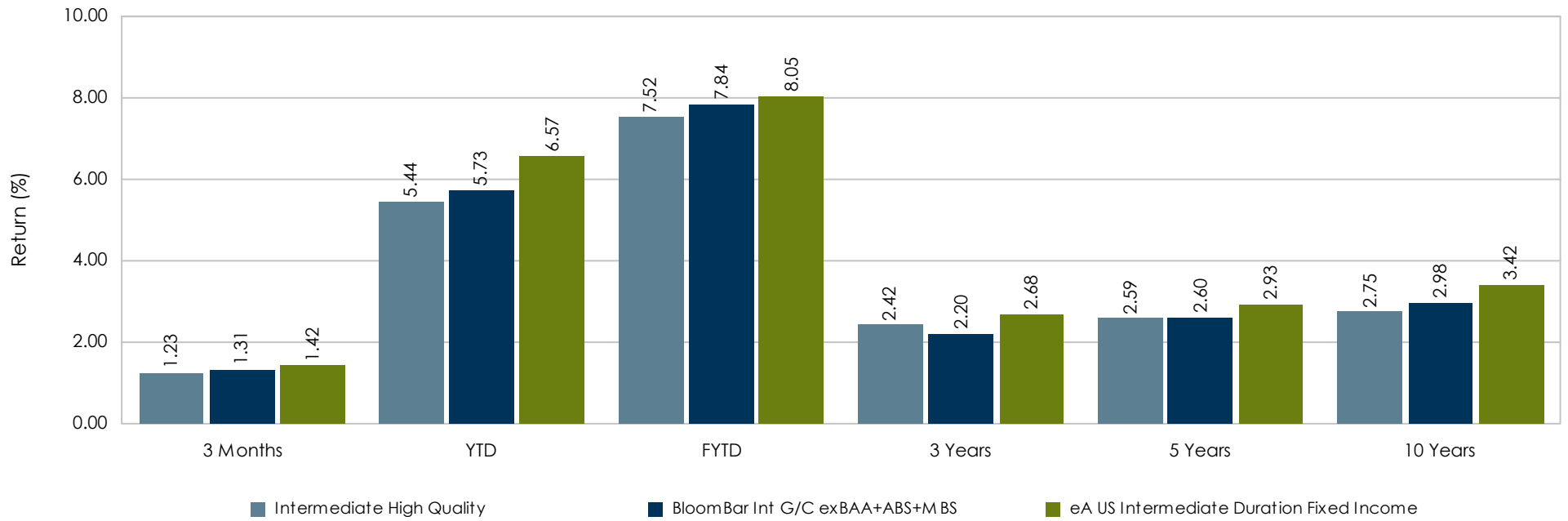
#### Sector Allocation



The Other sector consists of ABS, CMO, Convertibles, Municipals, Private Placements/144As and TIPS.

### FMIvT Intermediate High Quality Bond Fund

For the Periods Ending September 30, 2019

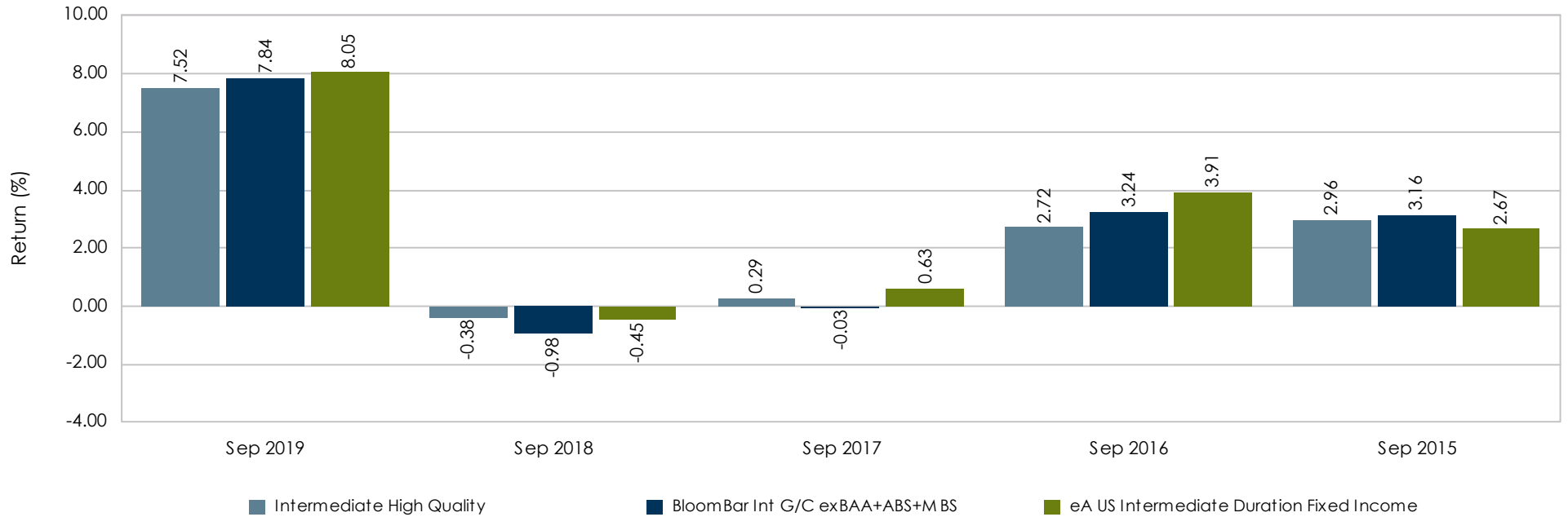


	Intermediate High Quality	BloomBar Int G/C exBAA+ABS+MBS	eA US Intermediate Duration Fixed Income
Ranking	90	91	85
5th Percentile	1.80	8.28	9.56
25th Percentile	1.54	6.89	8.36
50th Percentile	1.42	6.57	8.05
75th Percentile	1.34	6.18	7.74
95th Percentile	1.07	5.26	6.39
Observations	187	187	186

The rankings represent the portfolio's returns versus a peer universe. The rankings are on a scale of 1 to 100 with 1 being the best.

### FMIvT Intermediate High Quality Bond Fund

For the One Year Periods Ending September



	Intermediate High Quality	BloomBar Int G/C exBAA+ABS+MBS		eA US Intermediate Duration Fixed Income	
Ranking	85	43	80	95	26
5th Percentile	9.56	0.44	1.94	5.91	3.48
25th Percentile	8.36	-0.15	1.07	4.29	2.96
50th Percentile	8.05	-0.45	0.63	3.91	2.67
75th Percentile	7.74	-0.63	0.35	3.52	2.31
95th Percentile	6.39	-1.07	-0.19	2.70	1.59
Observations	186	216	207	211	211

The rankings represent the portfolio's returns versus a peer universe. The rankings are on a scale of 1 to 100 with 1 being the best.