

## FMIvT Intermediate High Quality Bond Fund

For the Periods Ending March 31, 2021

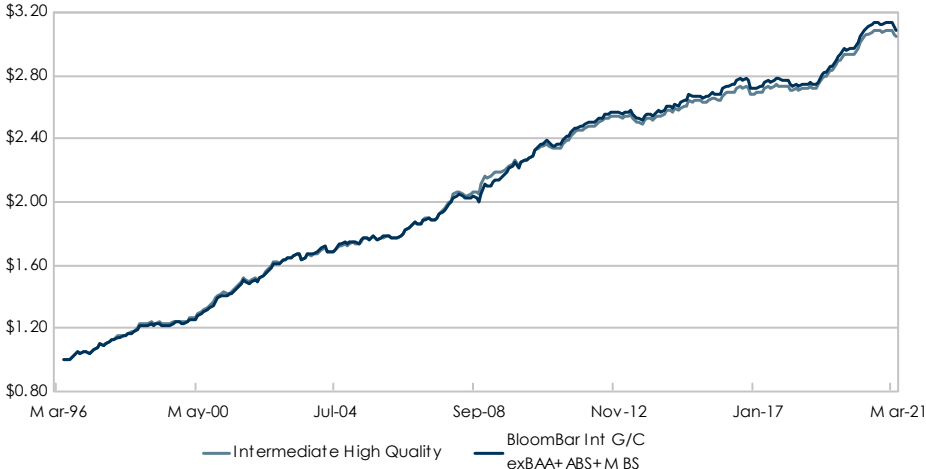
Portfolio Description	Portfolio Information
<ul style="list-style-type: none"> <li>■ <b>Strategy</b> Intermediate Fixed Income Portfolio</li> <li>■ <b>Manager</b> Atlanta Capital Management Company</li> <li>■ <b>Vehicle</b> Separately Managed Account</li> <li>■ <b>Benchmark</b> Barclays Int G/C exBAA + ABS + MBS</li> <li>■ <b>Performance Inception Date</b> July 1996</li> <li>■ <b>Fees</b> Manager Fees - 10 bps; Admin Fees - 10.5 bps</li> <li>■ <b>Total Expenses</b> Approximately 22 bps</li> </ul>	<ul style="list-style-type: none"> <li>■ <b>Minimum initial investment</b> \$50,000</li> <li>■ <b>Minimum subsequent investments</b> \$5,000</li> <li>■ <b>Minimum redemption</b> \$5,000</li> <li>■ The Portfolio is open once a month, on the first business day following the Portfolio Valuation date, to accept Member contributions or redemptions.</li> <li>■ The Portfolio is valued on the last business day of the month.</li> <li>■ The Administrator must have advance written notification of Member contributions or redemptions.</li> </ul>

Portfolio Objectives and Constraints	Dollar Growth Summary (\$000s)																						
<ul style="list-style-type: none"> <li>■ Invests in Government and high quality securities while maintaining an average maturity of approximately five years.</li> <li>■ Outperform the BloomBar Int G/C exBAA+ABS+MBS over a complete market cycle (usually 3 to 5 years).</li> <li>■ Rank above median in a relevant peer group universe.</li> <li>■ The Portfolio is subject to interest rate, credit and liquidity risk, which may cause a loss of principal. Neither the Fund nor its yield is guaranteed by the US Government.</li> </ul>		<table border="1"> <thead> <tr> <th></th> <th style="text-align: right;">FYTD</th> <th style="text-align: right;">1 Year</th> </tr> </thead> <tbody> <tr> <td><b>Beginning Market Value</b></td> <td style="text-align: right;"><b>203,711</b></td> <td style="text-align: right;"><b>163,713</b></td> </tr> <tr> <td>Net Additions</td> <td style="text-align: right;">194</td> <td style="text-align: right;">38,019</td> </tr> <tr> <td>Return on Investment</td> <td style="text-align: right;">-2,409</td> <td style="text-align: right;">-236</td> </tr> <tr> <td style="padding-left: 20px;">Income</td> <td style="text-align: right;">2,018</td> <td style="text-align: right;">3,786</td> </tr> <tr> <td style="padding-left: 20px;">Gain/Loss</td> <td style="text-align: right;">-4,426</td> <td style="text-align: right;">-4,021</td> </tr> <tr> <td><b>Ending Market Value</b></td> <td style="text-align: right;"><b>201,496</b></td> <td style="text-align: right;"><b>201,496</b></td> </tr> </tbody> </table>		FYTD	1 Year	<b>Beginning Market Value</b>	<b>203,711</b>	<b>163,713</b>	Net Additions	194	38,019	Return on Investment	-2,409	-236	Income	2,018	3,786	Gain/Loss	-4,426	-4,021	<b>Ending Market Value</b>	<b>201,496</b>	<b>201,496</b>
	FYTD	1 Year																					
<b>Beginning Market Value</b>	<b>203,711</b>	<b>163,713</b>																					
Net Additions	194	38,019																					
Return on Investment	-2,409	-236																					
Income	2,018	3,786																					
Gain/Loss	-4,426	-4,021																					
<b>Ending Market Value</b>	<b>201,496</b>	<b>201,496</b>																					

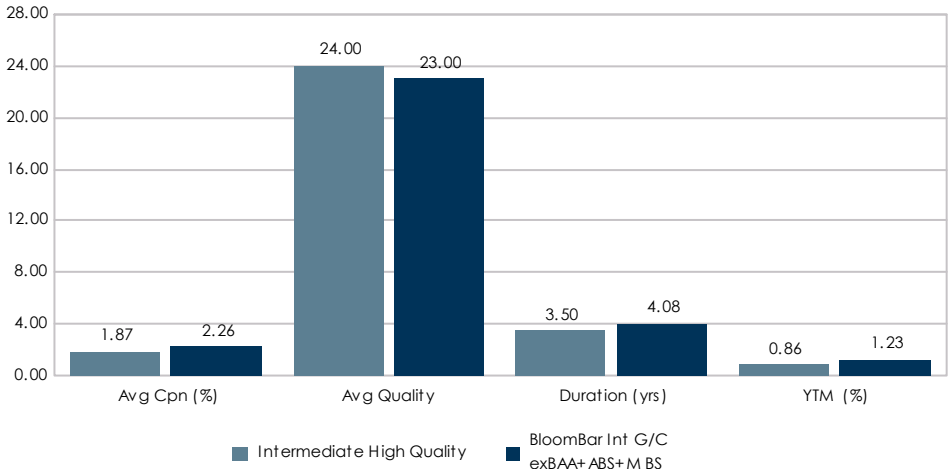
### FMIvT Intermediate High Quality Bond Fund

For the Periods Ending March 31, 2021

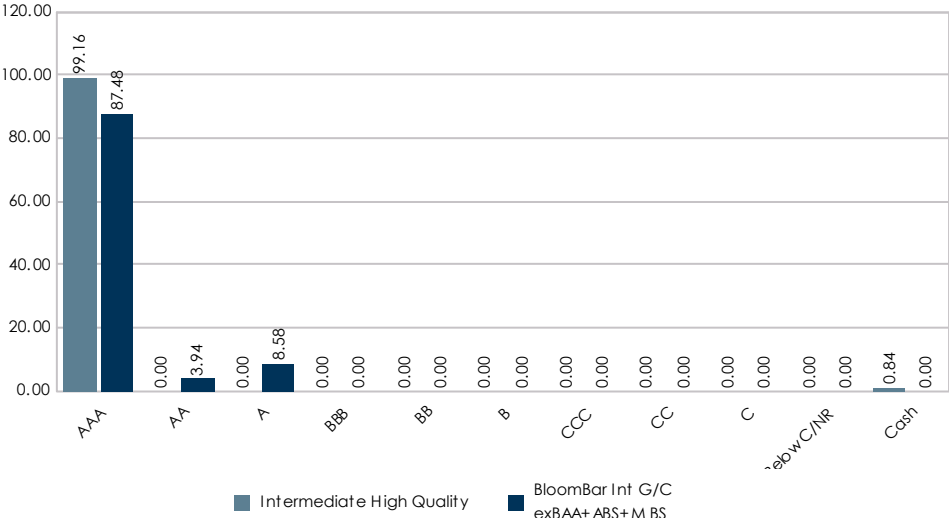
#### Growth of a Dollar



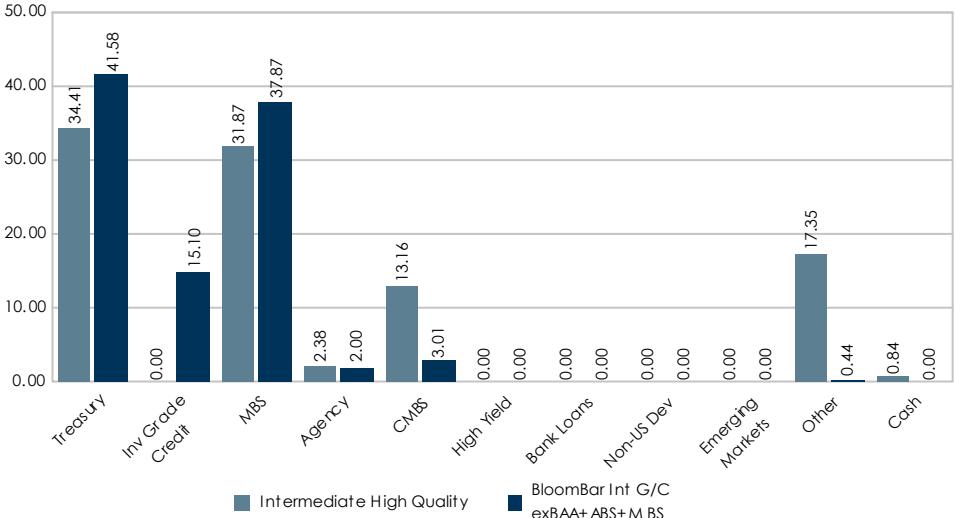
#### Characteristics



#### Quality Allocation



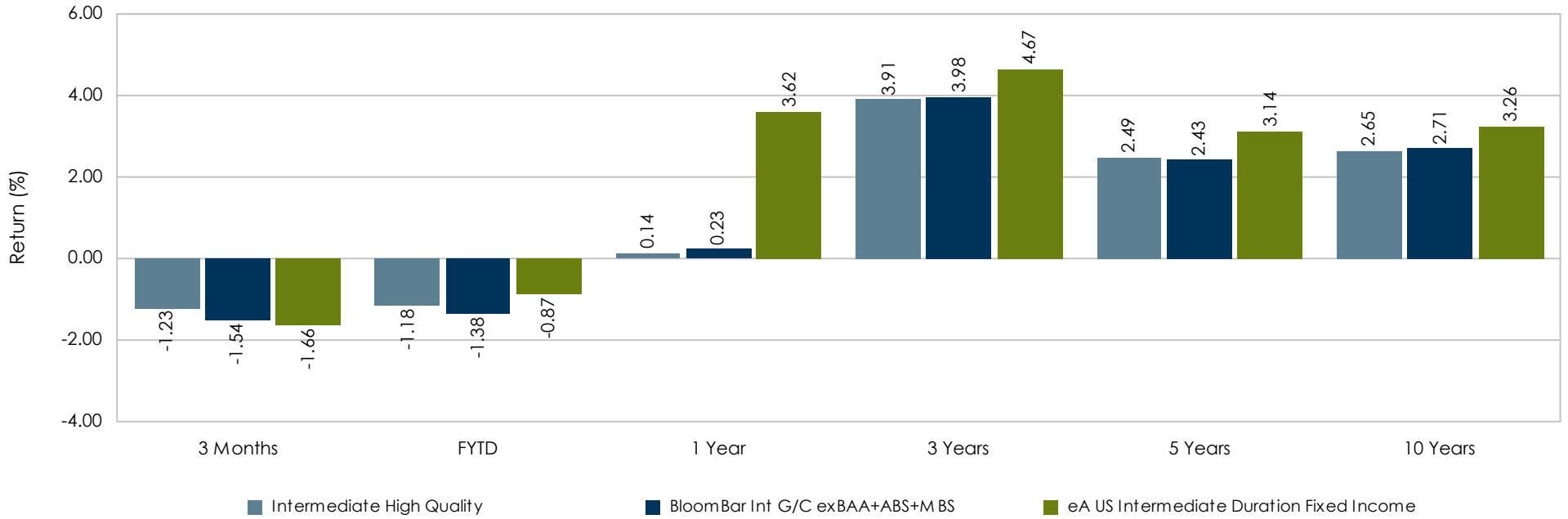
#### Sector Allocation



The Other sector consists of ABS, CMO, Convertibles, Municipals, Private Placements/144As and TIPS.

### FMIvT Intermediate High Quality Bond Fund

For the Periods Ending March 31, 2021

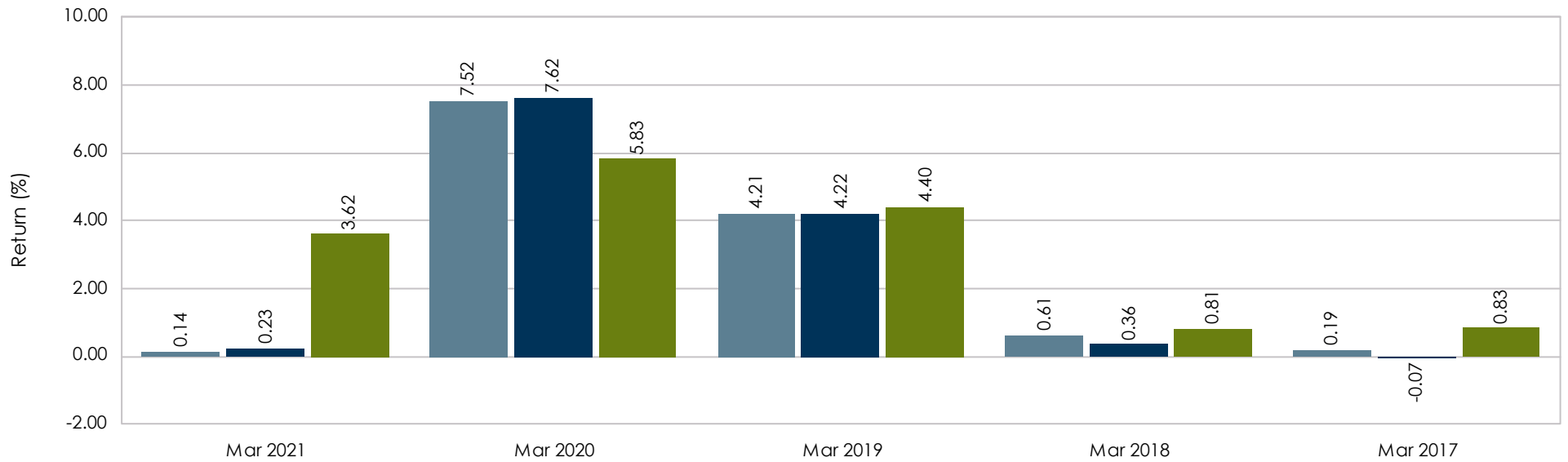


	Intermediate High Quality	BloomBar Int G/C exBAA+ABS+MBS	eA US Intermediate Duration Fixed Income
Ranking	11	69	97
5th Percentile	-0.94	0.48	8.70
25th Percentile	-1.44	-0.47	5.18
50th Percentile	-1.66	-0.87	3.62
75th Percentile	-1.88	-1.27	2.51
95th Percentile	-2.43	-1.82	0.36
Observations	193	193	192

The rankings represent the portfolio's returns versus a peer universe. The rankings are on a scale of 1 to 100 with 1 being the best.

### FMIvT Intermediate High Quality Bond Fund

For the One Year Periods Ending March



■ Intermediate High Quality      ■ BloomBar Int G/C exBAA+ABS+MBS      ■ eA US Intermediate Duration Fixed Income

Ranking	97	8	73	71	85
5th Percentile	8.70	8.14	5.12	1.84	2.81
25th Percentile	5.18	6.82	4.59	1.10	1.43
50th Percentile	3.62	5.83	4.40	0.81	0.83
75th Percentile	2.51	4.62	4.20	0.58	0.44
95th Percentile	0.36	2.68	3.77	0.11	-0.39
Observations	192	212	220	211	208

The rankings represent the portfolio's returns versus a peer universe. The rankings are on a scale of 1 to 100 with 1 being the best.