

FMIvT Core Real Estate Portfolio

For the Periods Ending March 31, 2021

Portfolio Description	Portfolio Information
<ul style="list-style-type: none"> ■ Strategy Core Real Estate ■ Manager Morgan Stanley Real Estate Advisor, Inc. ■ Vehicle Non-Mutual Commingled ■ Benchmark NFI ODCE Net Index ■ Performance Inception Date April 2018 ■ Fees Manager Fees - 124 bps; Admin Fees - 14.5 bps ■ Total Expenses Approximately 141 bps 	<ul style="list-style-type: none"> ■ Minimum initial investment \$50,000 ■ Minimum subsequent investments \$5,000 ■ Minimum redemption \$5,000 or Member's entire remaining account balance if the Member's balance falls below \$50,000 ■ The Portfolio is open once a quarter, on the first business day following the Portfolio Valuation date, to accept Member contributions or redemptions. ■ The Portfolio is valued on the last business day of the calendar quarter. ■ The Administrator must have written notification five business days prior to the valuation of the Portfolio of Member contributions or redemptions.

Portfolio Objectives and Constraints	Dollar Growth Summary (\$000s)																	
<ul style="list-style-type: none"> ■ Invests in real estate properties diversified by type and location. ■ Outperform the NFI ODCE Net index on an annual basis. 		<table border="1"> <thead> <tr> <th></th> <th>FYTD</th> <th>1 Year</th> </tr> </thead> <tbody> <tr> <td>Beginning Market Value</td> <td>110,059</td> <td>111,080</td> </tr> <tr> <td>Net Additions</td> <td>-679</td> <td>-1,151</td> </tr> <tr> <td>Return on Investment</td> <td>4,298</td> <td>3,749</td> </tr> <tr> <td>Ending Market Value</td> <td>113,678</td> <td>113,678</td> </tr> </tbody> </table>		FYTD	1 Year	Beginning Market Value	110,059	111,080	Net Additions	-679	-1,151	Return on Investment	4,298	3,749	Ending Market Value	113,678	113,678	
	FYTD	1 Year																
Beginning Market Value	110,059	111,080																
Net Additions	-679	-1,151																
Return on Investment	4,298	3,749																
Ending Market Value	113,678	113,678																

FMIvT Core Real Estate Portfolio

For the Periods Ending March 31, 2021

Account Description

- **Strategy** Core Real Estate
- **Vehicle** Non-Mutual Commingled
- **Benchmark** NFI ODCE Net
- **Performance Inception Date** April 2018

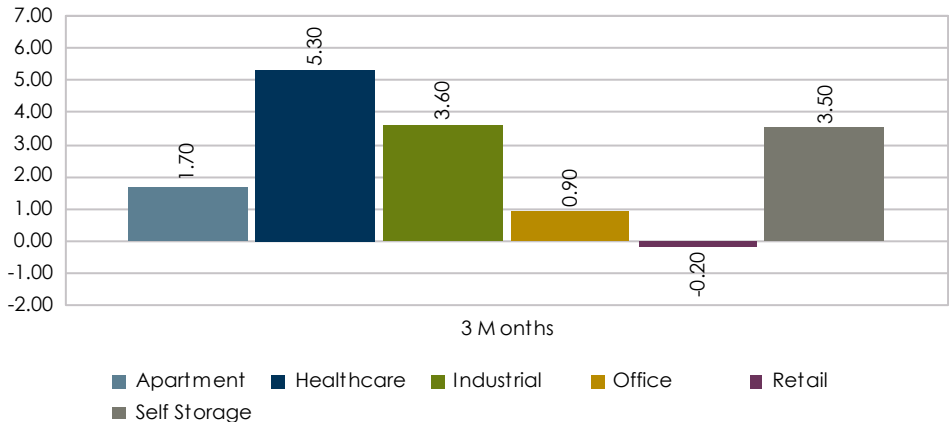
Fund Information

▪ Gross Market Value	\$34,114,000,000
▪ Net Market Value	\$27,291,000,000
▪ Cash Balance of Fund	\$163,746,000
▪ # of Properties	469
▪ # of Participants	409

Performance Goals

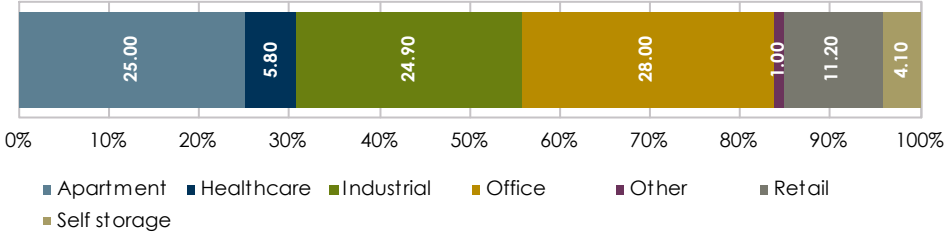
- Invests in real estate properties diversified by type and location.
- Outperform the NFI ODCE Net index on an annual basis.

Returns by Property Type (%)

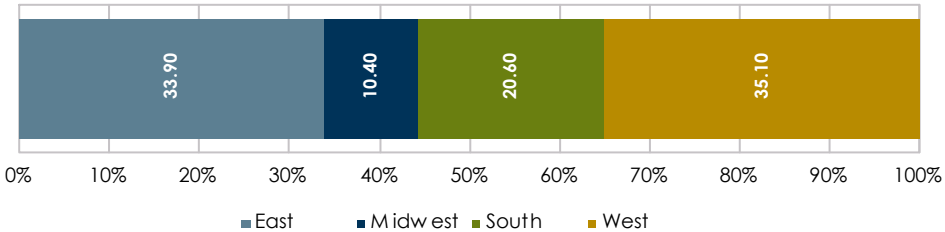


Allocations

Property Type



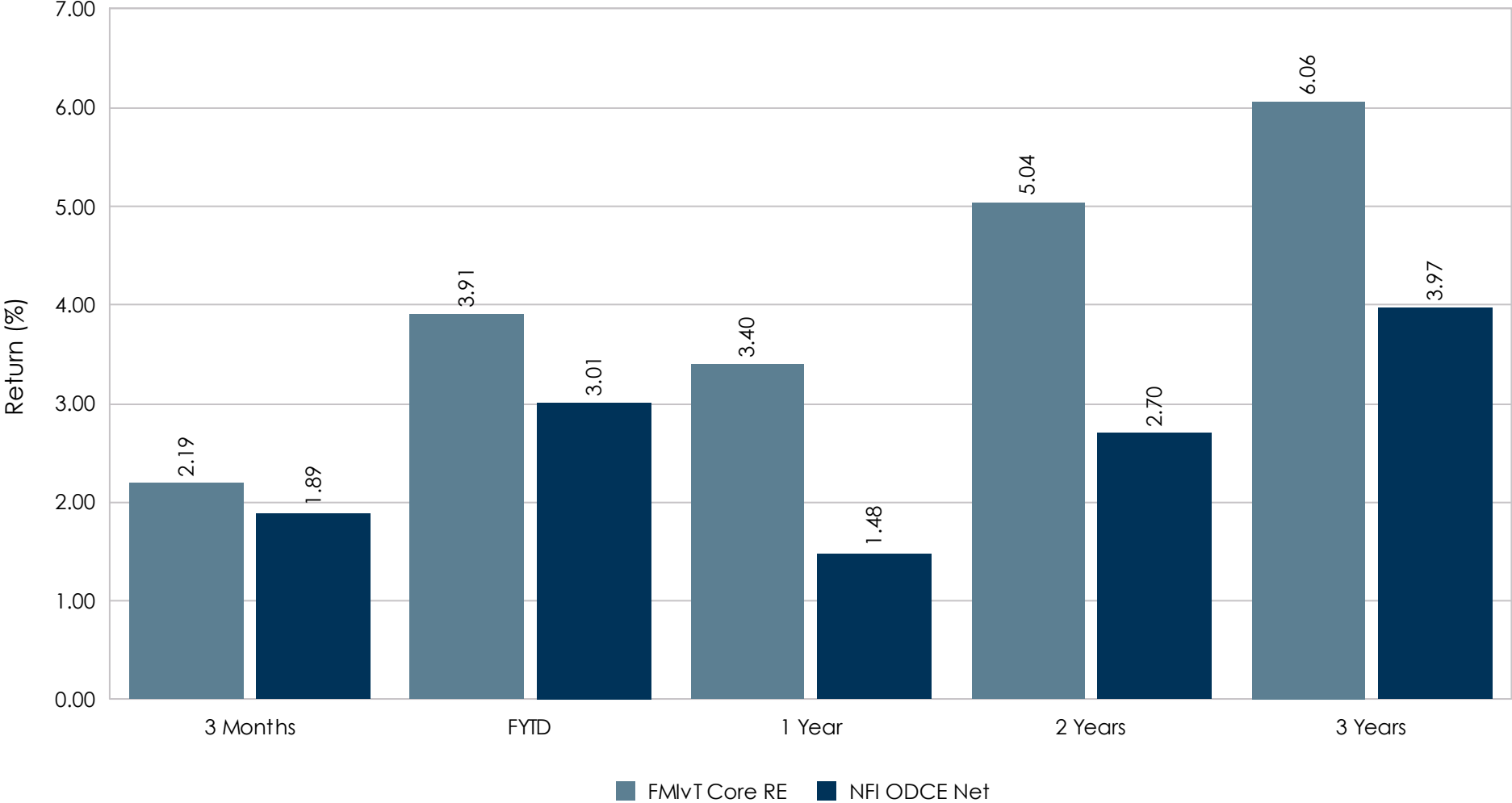
Geographic Region



Characteristic and allocation charts represents data of the Prime Property Fund, LLC (Non-Mutual Commingled).

FMIvT Core Real Estate Portfolio

For the Periods Ending March 31, 2021



FMIvT Core Real Estate Portfolio

For the One Year Periods Ending March

