

FMIvT Broad Market High Quality Bond Fund

For the Periods Ending September 30, 2019

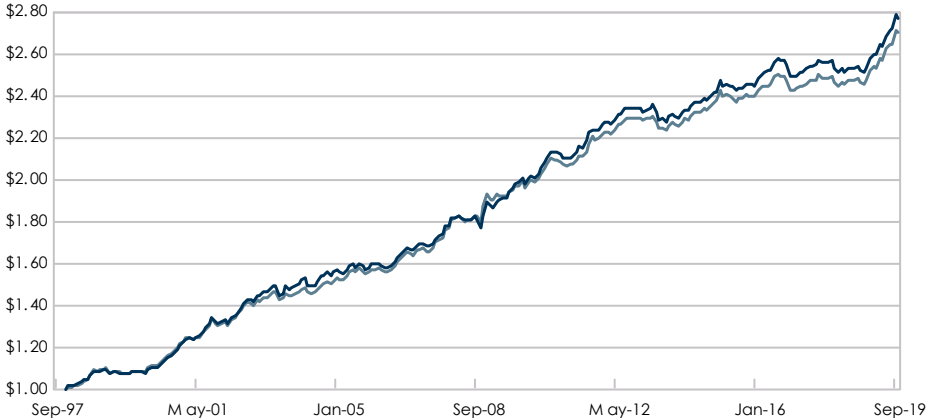
Portfolio Description	Portfolio Information
<ul style="list-style-type: none"> ■ Strategy Expanded High Quality Fixed Income ■ Manager Atlanta Capital Management Company ■ Vehicle Separately Managed Account ■ Benchmark Barclays Aggregate A+ ■ Performance Inception Date January 1998 ■ Fees Manager Fees - 15 bps; Admin Fees - 14.5 bps ■ Total Expenses Approximately 33 bps 	<ul style="list-style-type: none"> ■ Minimum initial investment \$50,000 ■ Minimum subsequent investments \$5,000 ■ Minimum redemption \$5,000 ■ The Portfolio is open once a month, on the first business day following the Portfolio Valuation date, to accept Member contributions or redemptions. ■ The Portfolio is valued on the last business day of the month. ■ The Administrator must have advance written notification of Member contributions or redemptions.

Portfolio Objectives and Constraints	Dollar Growth Summary (\$000s)		
<ul style="list-style-type: none"> ■ Invests in Government and high quality securities while maintaining an average maturity of approximately eight and one-half years. ■ Outperform the BloomBar US Aggregate A+ over a complete market cycle (usually 3 to 5 years). ■ Rank above median in a relevant peer group universe. ■ The Portfolio is subject to interest rate, credit and liquidity risk, which may cause a loss of principal. Neither the Fund nor its yield is guaranteed by the US Government. 		3 Months	FYTD
	Beginning Market Value	133,974	134,766
	Net Additions	-5,540	-15,573
	Return on Investment	2,740	11,981
	<i>Income</i>	778	3,632
	<i>Gain/Loss</i>	1,962	8,349
	Ending Market Value	131,174	131,174

FMIvT Broad Market High Quality Bond Fund

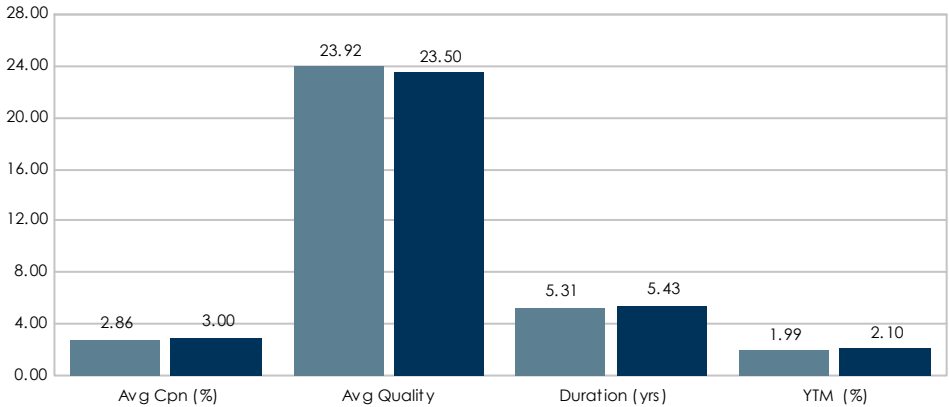
For the Periods Ending September 30, 2019

Growth of a Dollar



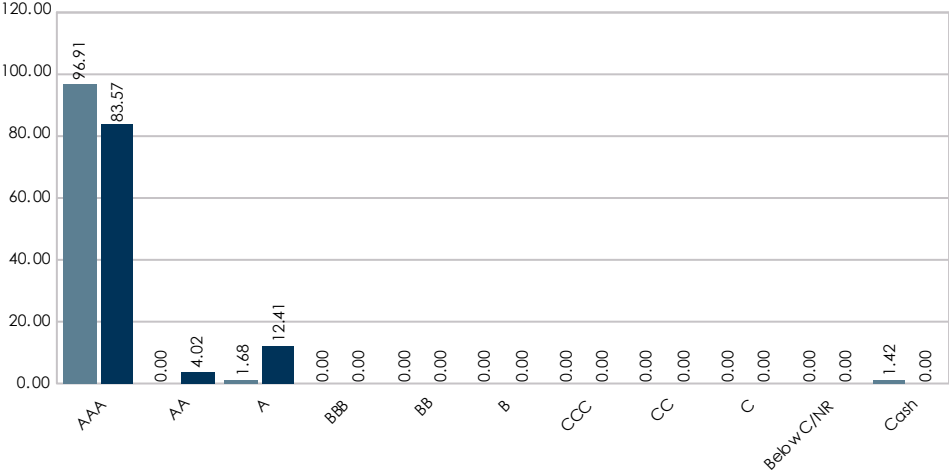
— Broad Market High Quality — BloomBar U S Aggregate A+

Characteristics



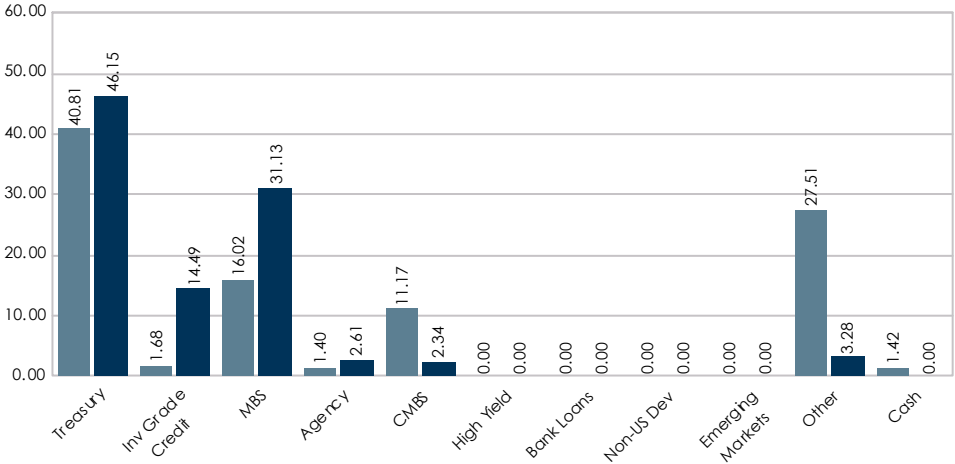
■ Broad Market High Quality ■ BloomBar U S Aggregate A+

Quality Allocation



■ Broad Market High Quality ■ BloomBar U S Aggregate A+

Sector Allocation

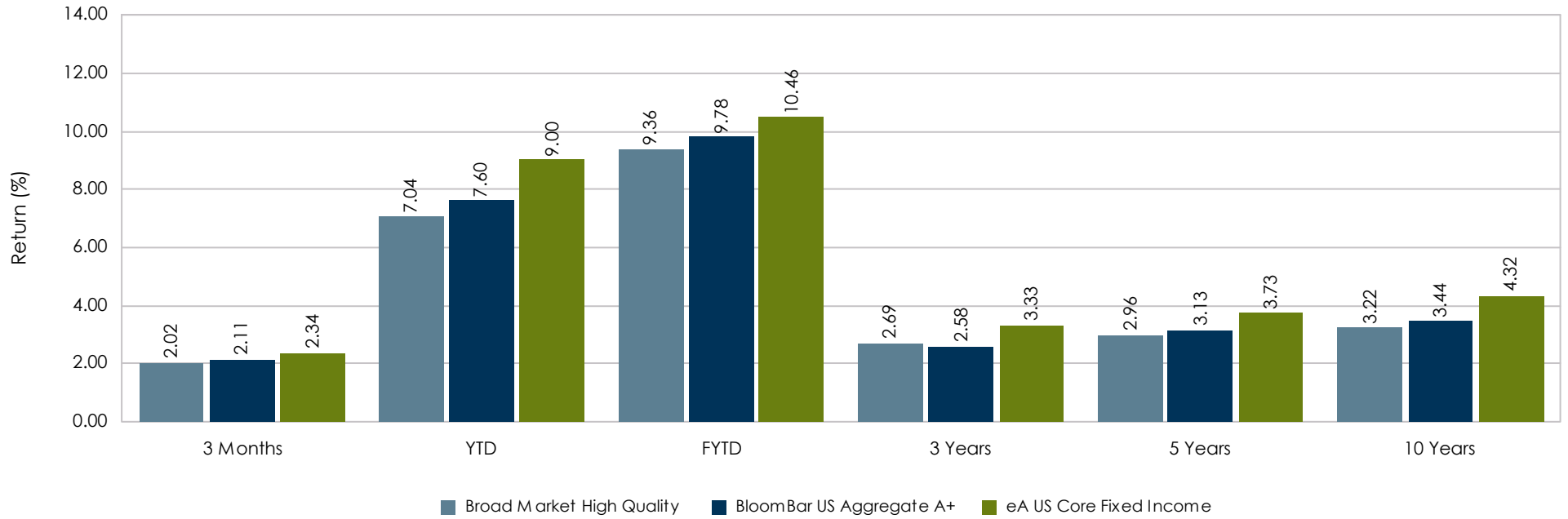


■ Broad Market High Quality ■ BloomBar U S Aggregate A+

The Other sector consists of ABS, CMO, Convertibles, Municipals, Private Placements/144As and TIPS.

FMIvT Broad Market High Quality Bond Fund

For the Periods Ending September 30, 2019

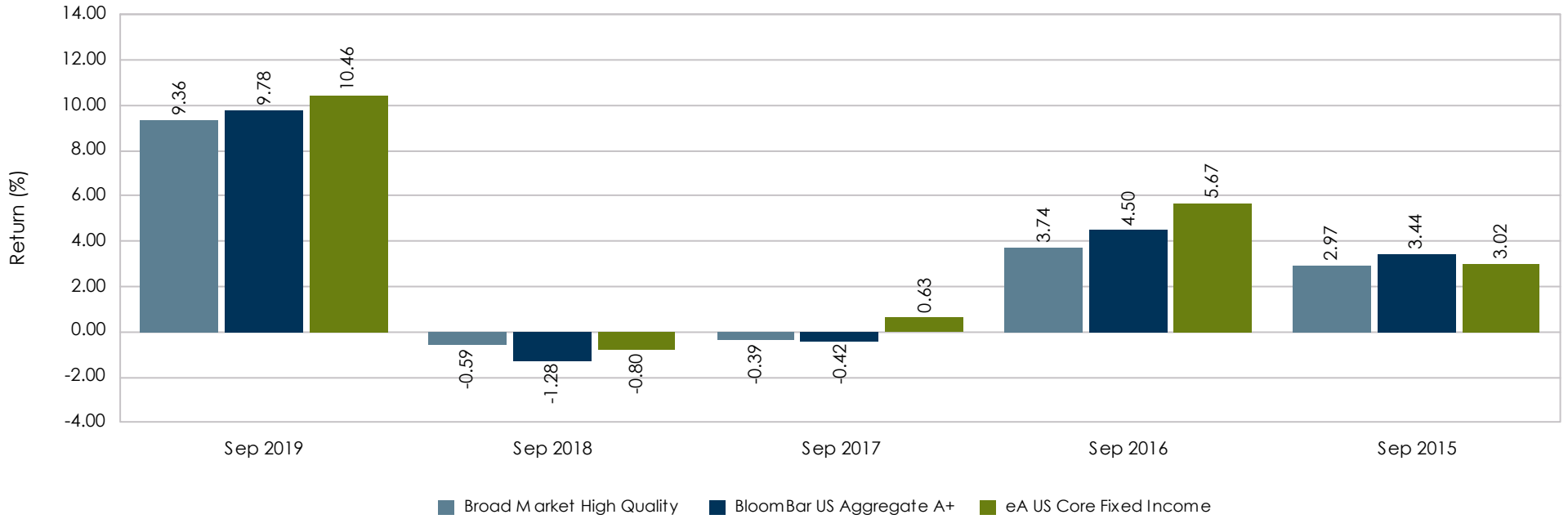


	3 Months	YTD	FYTD	3 Years	5 Years	10 Years
Ranking	88	95	91	95	98	99
5th Percentile	2.76	10.45	11.73	4.12	4.48	5.48
25th Percentile	2.48	9.42	10.87	3.62	3.98	4.69
50th Percentile	2.34	9.00	10.46	3.33	3.73	4.32
75th Percentile	2.22	8.59	10.08	3.12	3.53	4.04
95th Percentile	1.61	7.04	8.27	2.68	3.18	3.55
Observations	238	238	238	235	229	209

The rankings represent the portfolio's returns versus a peer universe. The rankings are on a scale of 1 to 100 with 1 being the best.

FMIvT Broad Market High Quality Bond Fund

For the One Year Periods Ending September



	Sep 2019	Sep 2018	Sep 2017	Sep 2016	Sep 2015
Ranking	91	33	98	98	57
5th Percentile	11.73	0.33	2.32	7.34	3.99
25th Percentile	10.87	-0.49	1.17	6.20	3.37
50th Percentile	10.46	-0.80	0.63	5.67	3.02
75th Percentile	10.08	-1.00	0.30	5.19	2.62
95th Percentile	8.27	-1.36	-0.23	4.11	1.81
Observations	238	269	268	256	259

The rankings represent the portfolio's returns versus a peer universe. The rankings are on a scale of 1 to 100 with 1 being the best.