

FMIvT 0-2 Year High Quality Bond Fund

For the Periods Ending March 31, 2018

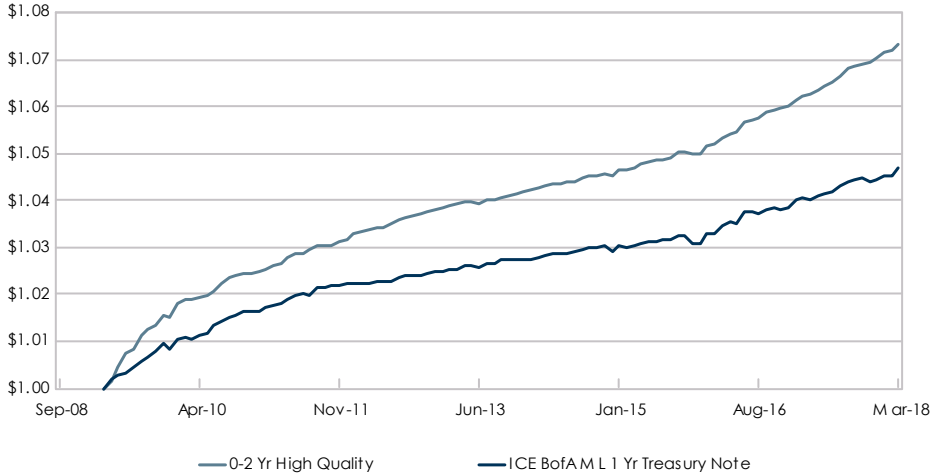
Portfolio Description	Portfolio Information
<ul style="list-style-type: none"> ■ Strategy Ultra-Short Term Fixed Income Portfolio ■ Manager Atlanta Capital Management Company ■ Vehicle Separately Managed Account ■ Benchmark BofA ML 1 Yr Treasury Note ■ Performance Inception Date April 2009 ■ Fees Manager Fees - 10 bps; Admin Fees - 10.5 bps ■ Total Expenses Approximately 23 bps 	<ul style="list-style-type: none"> ■ Minimum initial investment \$50,000 ■ Minimum subsequent investments \$5,000 ■ Minimum redemption \$5,000 ■ The Portfolio is open twice a month, on the first business day following the Portfolio Valuation date, to accept Member contributions or redemptions. ■ The Portfolio is valued on the 15th and last business day of the month. If the 15th is not a business day, the valuation is the next succeeding business day. ■ The Administrator must have advance written notification of Member contributions or redemptions.

Portfolio Objectives and Constraints	Dollar Growth Summary (\$000s)		
<ul style="list-style-type: none"> ■ Invests in Government and high quality securities while maintaining an average maturity of approximately one year. ■ Outperform the ICE BofA ML 1 Yr Treasury Note over a complete market cycle (usually 3 to 5 years). ■ Rank above median in a relevant peer group universe. ■ The Portfolio is subject to interest rate and credit risk, which may cause a loss of principal. Shares of the Portfolio are neither insured nor guaranteed by any US Government Agency, including the FDIC. 			
		FYTD	
		1 Year	
	Beginning Market Value	183,757	184,618
	Net Additions	-1,425	-3,365
	Return on Investment	755	1,834
	Income	1,307	2,584
	Gain/Loss	-552	-751
	Ending Market Value	183,087	183,087

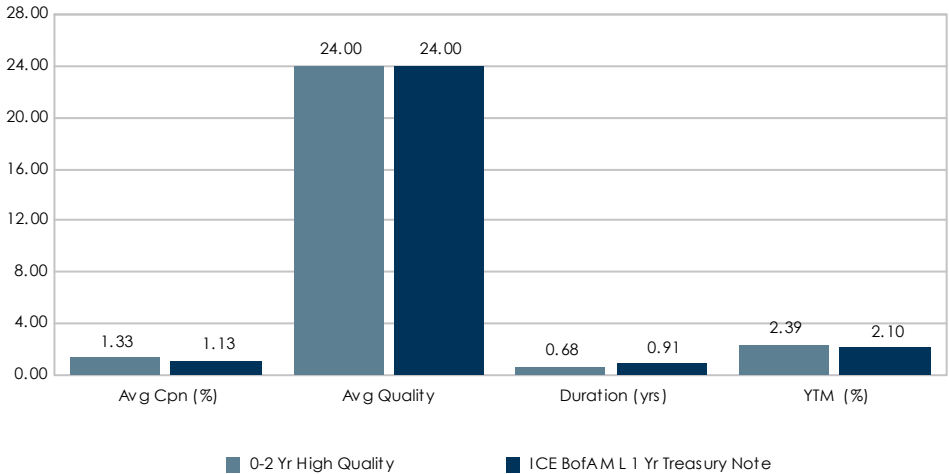
FMIvT 0-2 Year High Quality Bond Fund

For the Periods Ending March 31, 2018

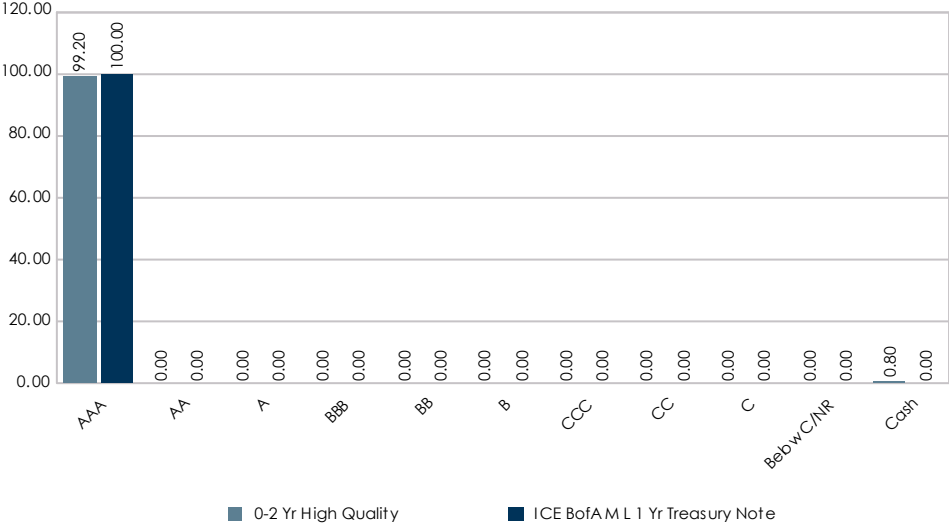
Growth of a Dollar



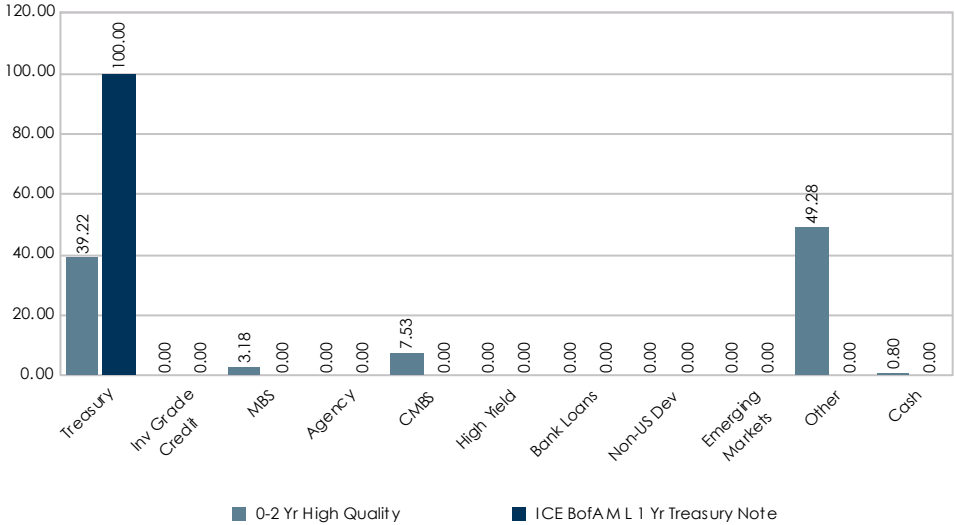
Characteristics



Quality Allocation



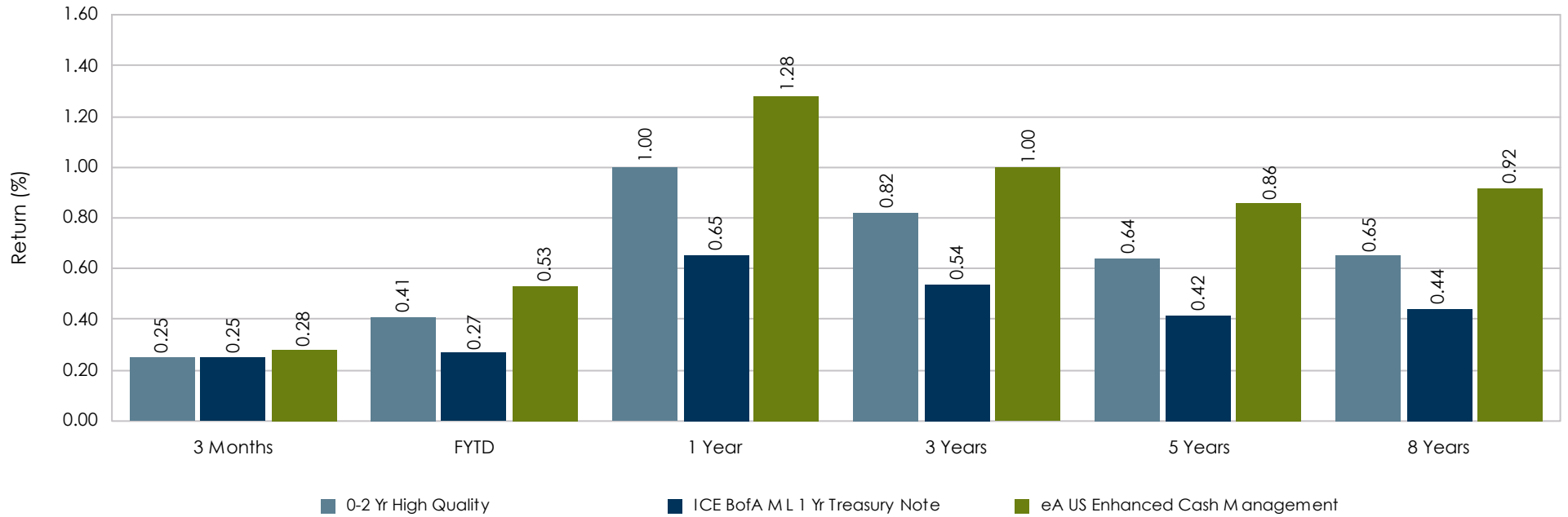
Sector Allocation



The Other sector consists of ABS, CMO, Convertibles, Municipals, Private Placements/144As and TIPS.

FMIvT 0-2 Year High Quality Bond Fund

For the Periods Ending March 31, 2018

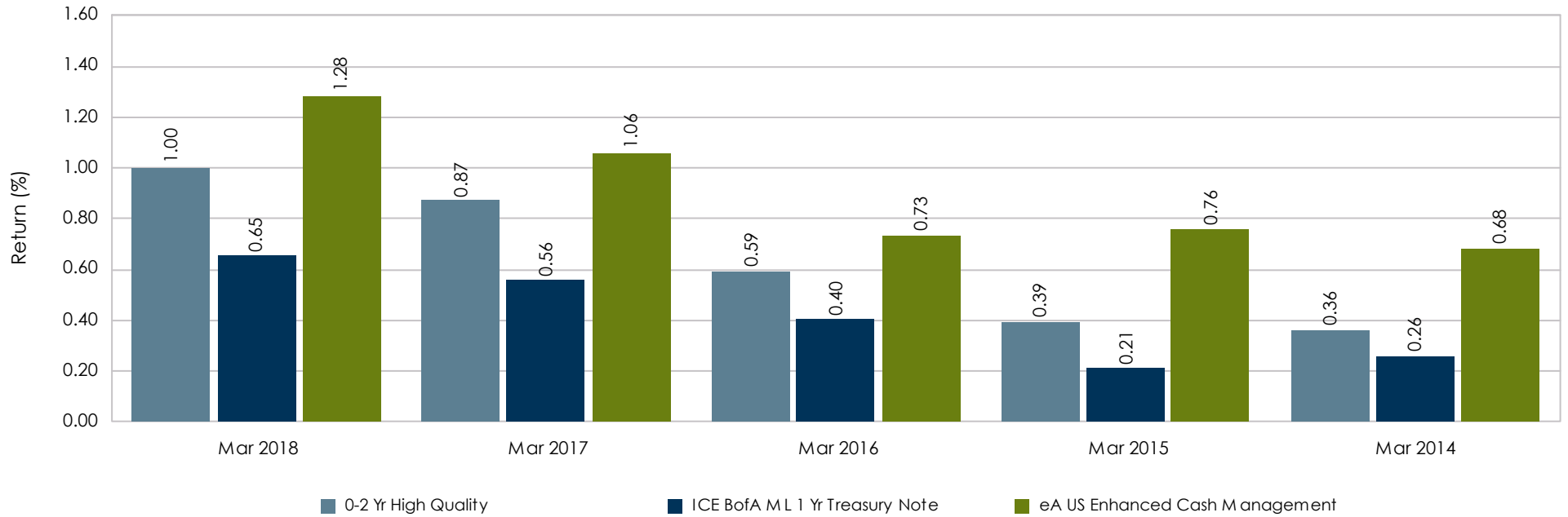


Ranking	58	71	76	85	81	76
5th Percentile	0.42	0.89	2.10	1.76	1.59	2.00
25th Percentile	0.38	0.76	1.48	1.18	1.04	1.30
50th Percentile	0.28	0.53	1.28	1.00	0.86	0.92
75th Percentile	0.19	0.34	1.03	0.84	0.71	0.66
95th Percentile	0.05	0.12	0.74	0.66	0.51	0.45
Observations	74	74	74	71	69	59

The rankings represent the portfolio's returns versus a peer universe. The rankings are on a scale of 1 to 100 with 1 being the best.

FMIvT 0-2 Year High Quality Bond Fund

For the One Year Periods Ending March



Ranking	76	75	78	82	81
5th Percentile	2.10	2.37	1.35	1.46	1.95
25th Percentile	1.48	1.34	0.88	0.98	0.94
50th Percentile	1.28	1.06	0.73	0.76	0.68
75th Percentile	1.03	0.86	0.60	0.47	0.41
95th Percentile	0.74	0.58	0.31	0.26	0.18
Observations	74	78	70	73	79

The rankings represent the portfolio's returns versus a peer universe. The rankings are on a scale of 1 to 100 with 1 being the best.