

FMIvT Diversified Large Cap Equity Portfolio

For the Periods Ending June 30, 2018

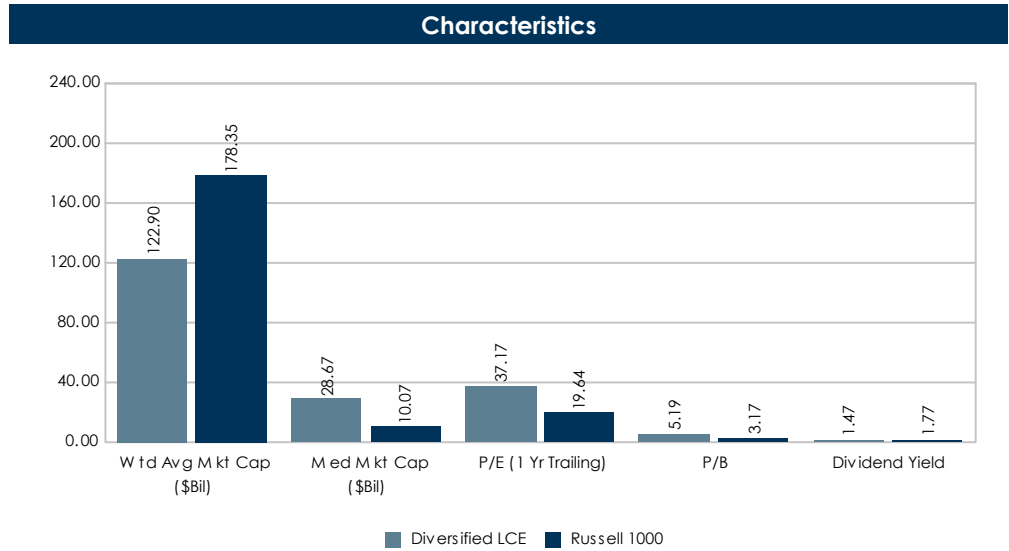
Portfolio Description	Portfolio Information
<ul style="list-style-type: none"> ■ Strategy Large Cap US Equity ■ Manager Janus/INTECH, Hotchkis & Wiley, & Atlanta Capital ■ Vehicle Non-Mutual Commingled ■ Benchmark Russell 1000 ■ Performance Inception Date October 2017 ■ Fees Manager Fee - 49 bps; Admin Fee - 14.5 bps ■ Total Expenses Approximately 65 bps 	<ul style="list-style-type: none"> ■ Minimum initial investment \$50,000 ■ Minimum subsequent investments \$5,000 ■ Minimum redemption \$5,000 ■ The Portfolio is open once a month, on the first business day following the Portfolio Valuation date, to accept Member contributions or redemptions. ■ The Portfolio is valued on the last business day of the month. ■ The Administrator must have advance written notification of Member contributions or redemptions.

Portfolio Objectives and Constraints	Dollar Growth Summary (\$000s)		
<ul style="list-style-type: none"> ■ Invests in large cap US stocks that are diversified by industry and sector. ■ Outperform the Russell 1000 over a complete market cycle (usually 3 to 5 years). ■ Rank above median in a relevant peer group universe. ■ Stock values fluctuate in response to the activities of individual companies, the general market and economic conditions. Shares of the Portfolio are neither insured nor guaranteed by any US Government agency, including the FDIC. 		3 Months	FYTD
	Beginning Market Value	275,120	301,795
	Net Additions	-22,051	-66,198
	Return on Investment	7,107	24,579
	Ending Market Value	260,176	260,176

FMIvT Diversified Large Cap Equity Portfolio

For the Periods Ending June 30, 2018

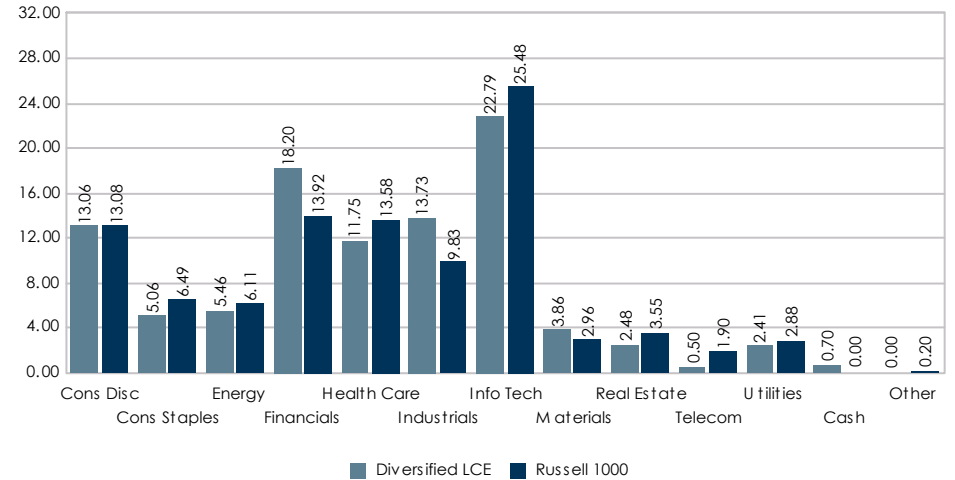
Manager Allocation		
Name	Market Value (\$000s)	Allocation (%)
Total Diversified LCE	260,176	100.00
Intech US Broad Enhanced Plus Fund	149,976	57.64
Atlanta Capital High Quality Growth	57,130	21.96
Hotchkis & Wiley Diversified Value	53,071	20.40



Dollar Growth Summary (\$000s)

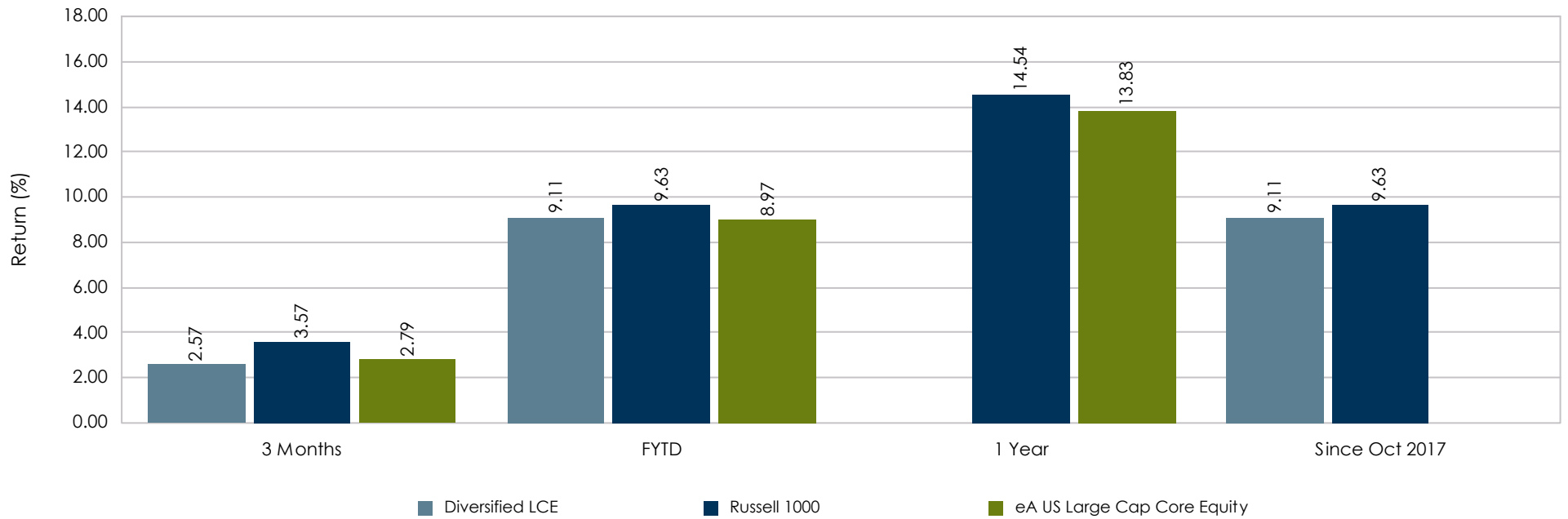
	3 Months	FYTD
Beginning Market Value	275,120	301,795
Net Additions	-22,051	-66,198
Return on Investment	7,107	24,579
Ending Market Value	260,176	260,176

Sector Allocation



FMIvT Diversified Large Cap Equity Portfolio

For the Periods Ending June 30, 2018



Ranking	57	48	
5th Percentile	5.03	14.01	20.31
25th Percentile	3.65	10.59	16.18
50th Percentile	2.79	8.97	13.83
75th Percentile	1.90	7.06	11.56
95th Percentile	0.69	3.68	7.19
Observations	346	345	345

The rankings represent the portfolio's returns versus a peer universe. The rankings are on a scale of 1 to 100 with 1 being the best.

Investment Guidelines
Diversified Large Cap Equity Portfolio

For the Periods Ending June 30, 2018

Manager Allocations	Target %	Range%	Actual Portfolio	Within Guidelines?	Comments
INTECH Broad Enhanced Russell 1000	60.0%	50% - 70%	57.64%	Yes	
Atlanta Capital High Quality Growth	20.0%	10% - 30%	21.96%	Yes	
Hotchkis & Wiley Diversified Value	20.0%	10% - 30%	20.40%	Yes	
Allocation	Max. %		Actual Portfolio	Within Guidelines?	Comments
A maximum of 10% of the portfolio, valued at market, may be invested in cash.	10.0%		0.70%	Yes	
The portfolio shall not own private placements, unregistered or registered stock, options, futures, or commodities, nor participate in margin trading.	N/A		N/A	Yes	