

FMIvT Intermediate High Quality Bond Fund

For the Periods Ending June 30, 2017

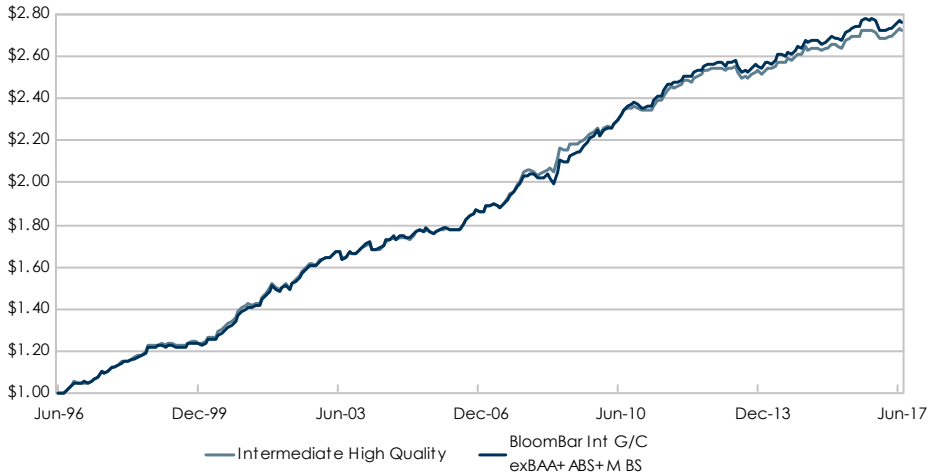
Portfolio Description	Portfolio Information
<ul style="list-style-type: none"> ■ Strategy Intermediate Fixed Income Portfolio ■ Manager Atlanta Capital Management Company ■ Vehicle Separately Managed Account ■ Benchmark Barclays Int G/C exBAA + ABS + MBS ■ Performance Inception Date July 1996 ■ Fees Manager Fees - 10 bps; Admin Fees - 10.5 bps ■ Total Expenses Approximately 22 bps 	<ul style="list-style-type: none"> ■ Minimum initial investment \$50,000 ■ Minimum subsequent investments \$5,000 ■ Minimum redemption \$5,000 ■ The Portfolio is open once a month, on the first business day following the Portfolio Valuation date, to accept Member contributions or redemptions. ■ The Portfolio is valued on the last business day of the month. ■ The Administrator must have advance written notification of Member contributions or redemptions.

Portfolio Objectives and Constraints	Dollar Growth Summary (\$000s)		
<ul style="list-style-type: none"> ■ Invests in Government and high quality securities while maintaining an average maturity of approximately five years. ■ Outperform the BloomBar Int G/C exBAA+ABS+MBS over a complete market cycle (usually 3 to 5 years). ■ Rank above median in a relevant peer group universe. ■ The Portfolio is subject to interest rate, credit and liquidity risk, which may cause a loss of principal. Neither the Fund nor its yield is guaranteed by the US Government. 		FYTD	1 Year
	Beginning Market Value	324,747	322,928
	Net Additions	-36,825	-35,497
	Return on Investment	-846	-355
	Income	4,528	6,110
	Gain/Loss	-5,375	-6,465
	Ending Market Value	287,076	287,076

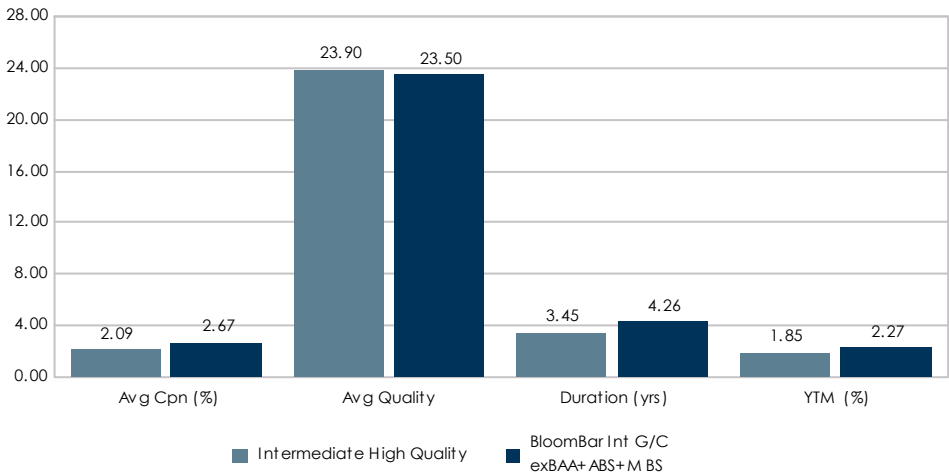
FMIvT Intermediate High Quality Bond Fund

For the Periods Ending June 30, 2017

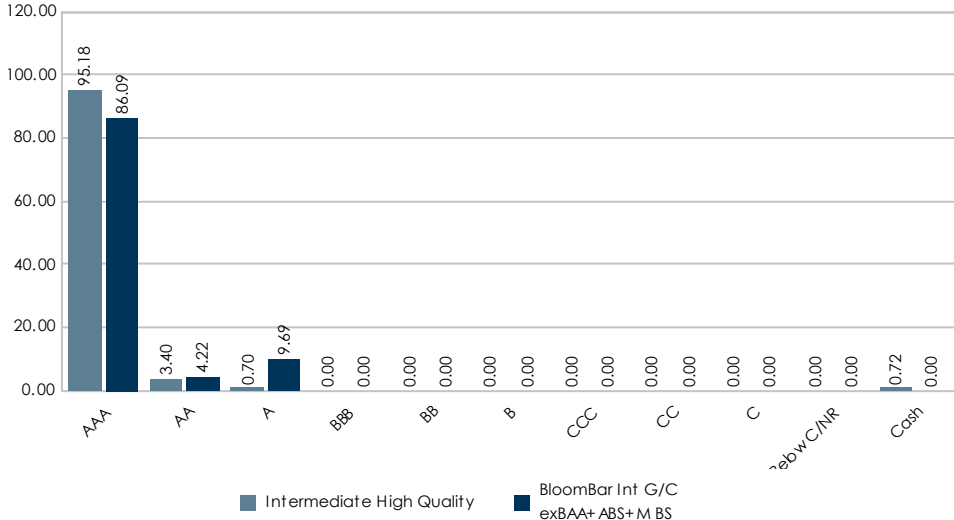
Growth of a Dollar



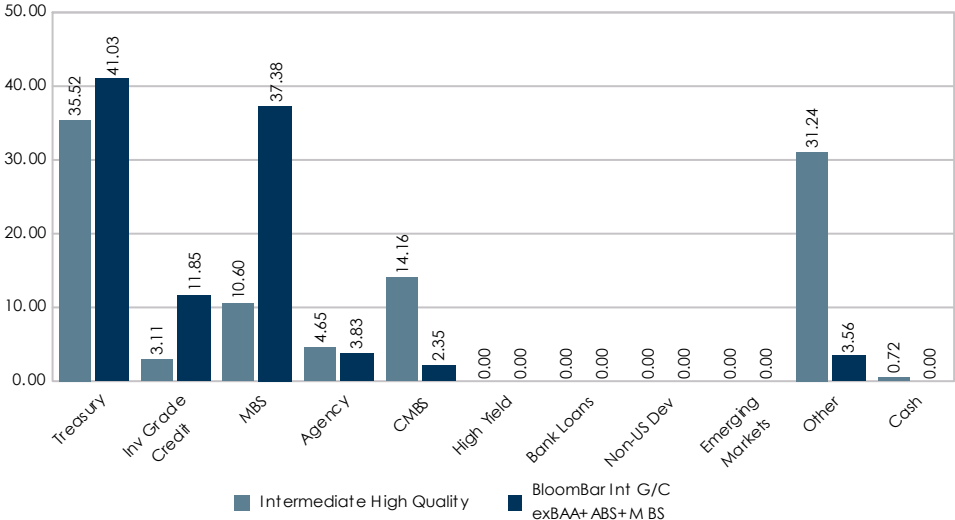
Characteristics



Quality Allocation



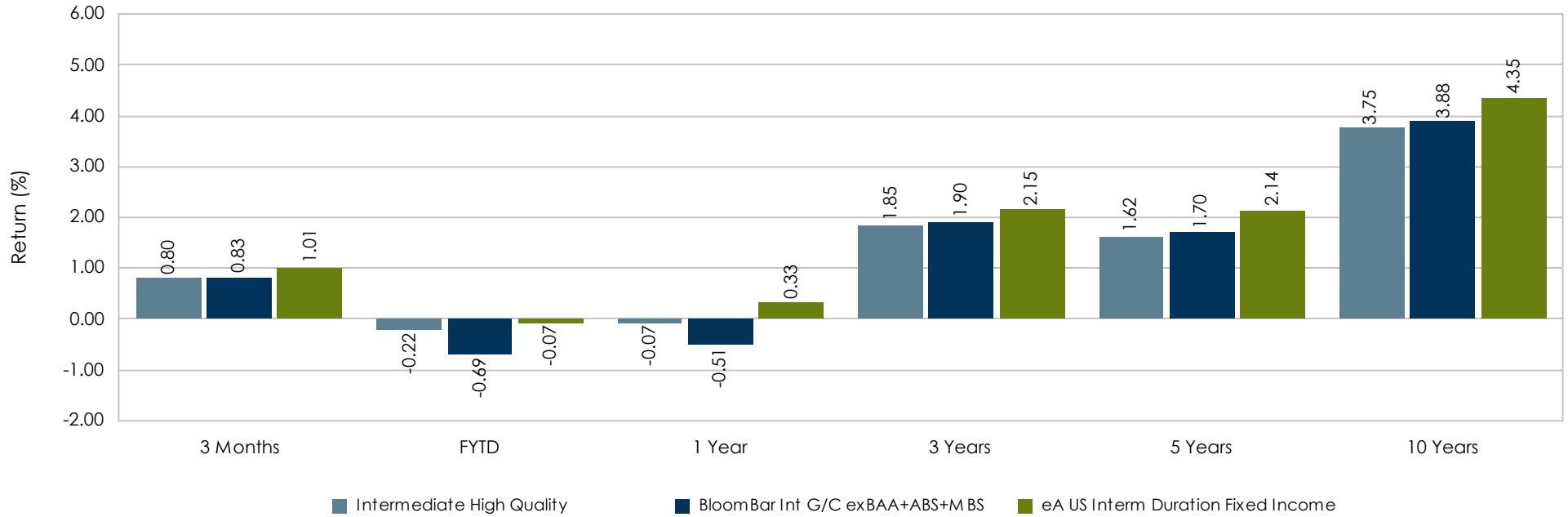
Sector Allocation



The Other sector consists of ABS, CMO, Convertibles, Municipals, Private Placements/144As and TIPS.

FMIvT Intermediate High Quality Bond Fund

For the Periods Ending June 30, 2017

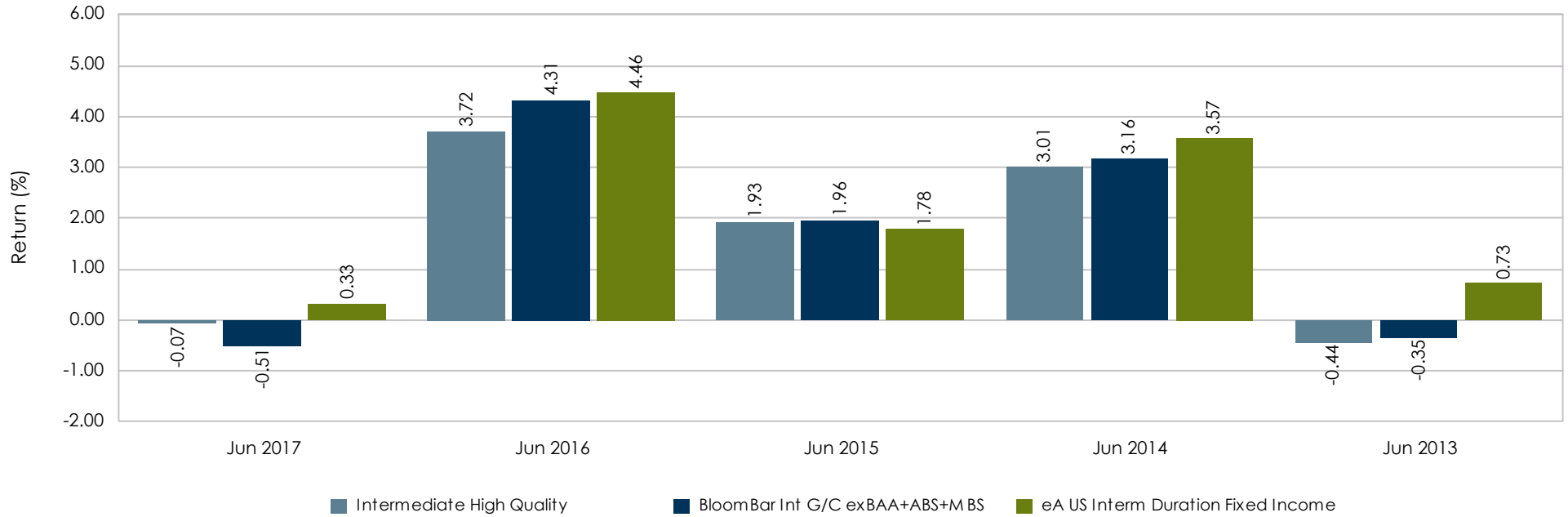


	3 Months	FYTD	1 Year	3 Years	5 Years	10 Years
Ranking	92	67	73	86	90	96
5th Percentile	1.56	1.02	1.94	2.96	3.40	5.39
25th Percentile	1.11	0.26	0.87	2.40	2.51	4.73
50th Percentile	1.01	-0.07	0.33	2.15	2.14	4.35
75th Percentile	0.92	-0.32	-0.10	1.96	1.89	4.09
95th Percentile	0.73	-0.78	-0.64	1.56	1.40	3.76
Observations	197	197	197	195	190	171

The rankings represent the portfolio's returns versus a peer universe. The rankings are on a scale of 1 to 100 with 1 being the best.

FMIvT Intermediate High Quality Bond Fund

For the One Year Periods Ending June



	Jun 2017	Jun 2016	Jun 2015	Jun 2014	Jun 2013
Ranking	73	92	31	78	94
5th Percentile	1.94	5.56	2.52	5.91	3.00
25th Percentile	0.87	4.82	2.00	4.28	1.35
50th Percentile	0.33	4.46	1.78	3.57	0.73
75th Percentile	-0.10	4.14	1.54	3.12	0.18
95th Percentile	-0.64	3.46	1.12	2.17	-0.62
Observations	197	205	216	224	233

The rankings represent the portfolio's returns versus a peer universe. The rankings are on a scale of 1 to 100 with 1 being the best.